



IJsselland ziekenhuis
Prins Constantijnweg 2
Capelle aan den IJssel
Netherlands, 2906 ZC

Email: slaapvk@yst.nl

15/04/2023 - 07/05/2023

AirView™

Compliance Report

Usage

15/04/2023 - 07/05/2023

Usage days

23/23 days (100%)

>= 4 hours

23 days (100%)

< 4 hours

0 days (0%)

Usage hours

191 hours 11 minutes

Average usage (total days)

8 hours 19 minutes

Average usage (days used)

8 hours 19 minutes

Median usage (days used)

8 hours 19 minutes

Total used hours (value since last reset - 07/05/2023)

393 hours

AirCurve 10 VAuto

Serial number

22201588948

Mode

VAuto

Max IPAP

18 cmH2O

Min EPAP

8 cmH2O

Pressure Support

4 cmH2O

Therapy

Leaks - L/min

Median: 0.1

95th percentile: 12.7

Maximum: 32.2

Events per hour

AI: 16.5

HI: 2.3

AHI: 18.8

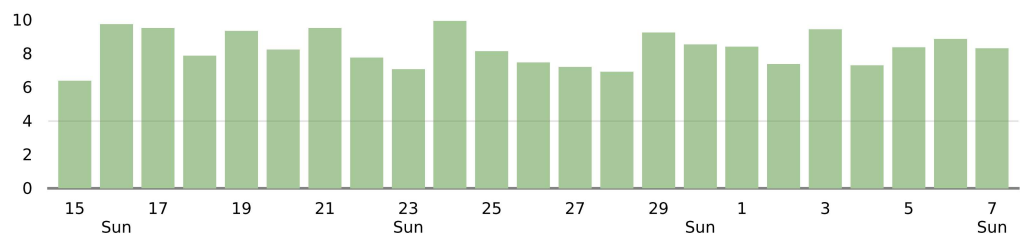
Apnoea Index

Central: 16.1

Obstructive: 0.3

Unknown: 0.1

Usage - hours





IJsselland ziekenhuis
Prins Constantijnweg 2
Capelle aan den IJssel
Netherlands, 2906 ZC

Email: slaapvk@yst.nl

15/04/2023 - 07/05/2023

AirView™

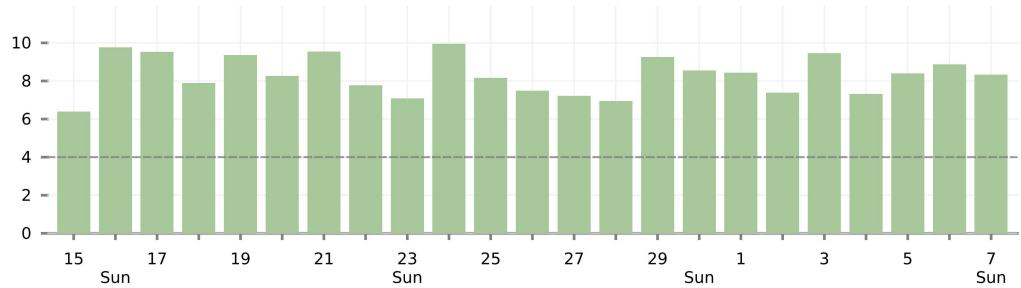
Therapy Report

AirCurve 10 VAuto

SN: 22201588948

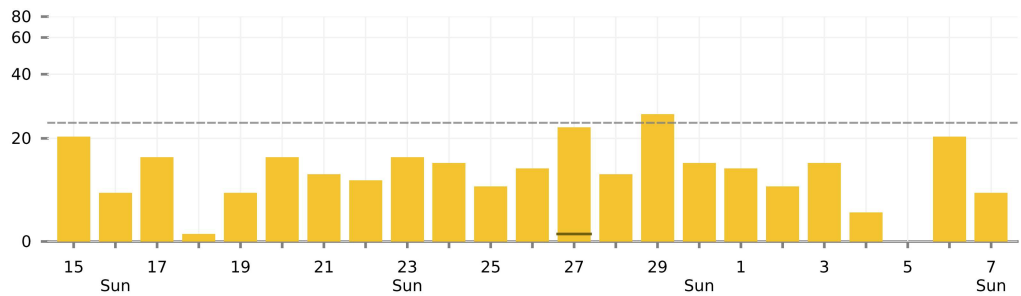
Usage (hours)

Usage days **23/23 (100%)**
≥ 4 hour days **23 (100%)**
< 4 hour days **0 (0%)**
Days not used **0 (0%)**
Days no data **0 (0%)**
Used/day (avg.) **8.3 hrs.**



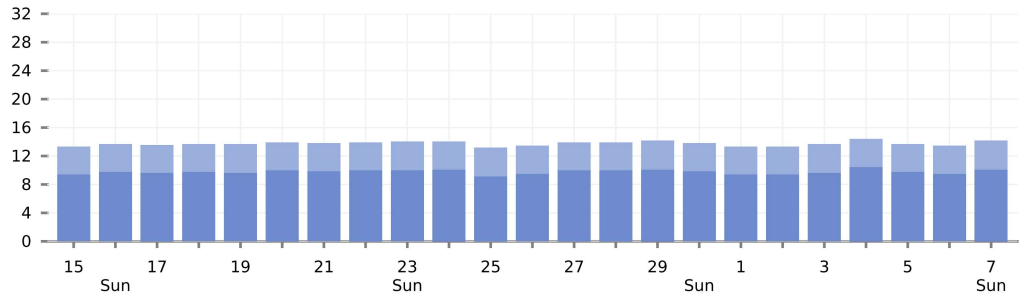
Leak (L/min)

Set threshold **24.0 L/min**
Maximum (avg) **32.2**
95th % (avg) **12.7**
Median (avg) **0.1**



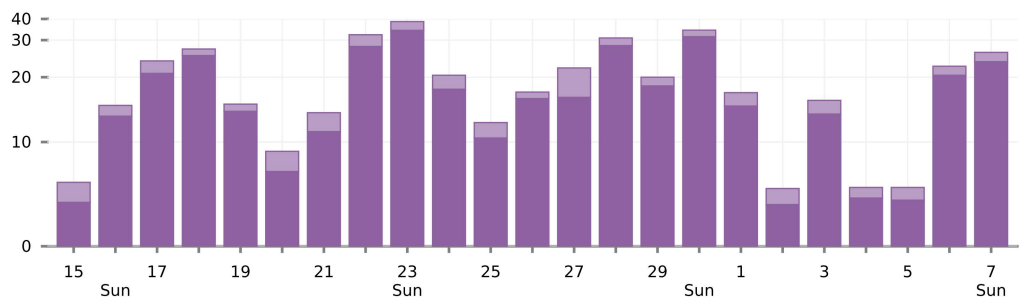
Pressure (cmH2O)

Mode **VAuto**
Set Max IPAP **18.0**
Set Min EPAP **8.0**
EPAP IPAP
Maximum (avg) **10.3 14.3**
95th % (avg) **9.8 13.7**
Median (avg) **8.7 12.7**
Pressure support **4.0**



AHI (events/hour)

AHI **18.8**
HI **2.3**
AI **16.5**
CAI **16.1**
OAI **0.3**
UAI **0.1**





IJsselland ziekenhuis
Prins Constantijnweg 2
Capelle aan den IJssel
Netherlands, 2906 ZC

Email: slaapvk@yst.nl

15/04/2023 - 07/05/2023

Attention ID: 0125

AirView™

Therapy Report

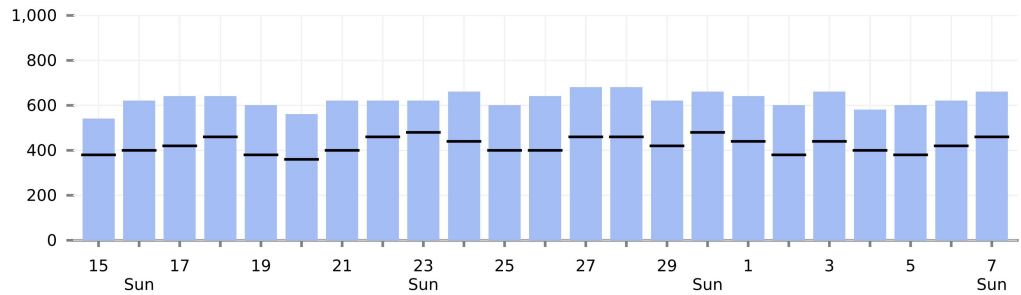
AirCurve 10 VAuto

SN: 22201588948

Tidal Volume (ml)

Maximum (avg)
95th % (avg)
Median (avg)

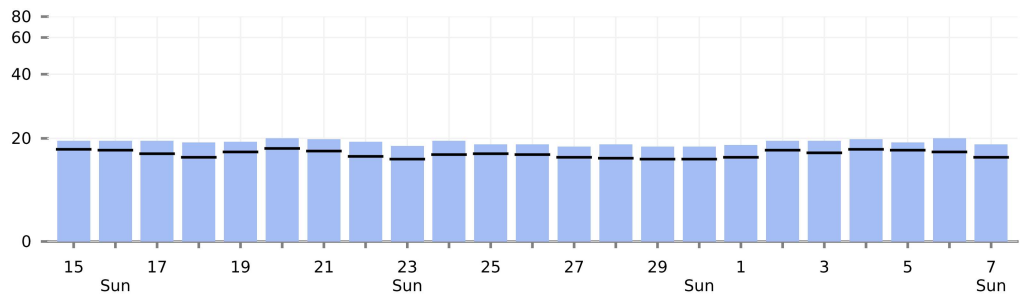
898
624
423



Respiratory Rate (breaths/min)

Maximum (avg)
95th % (avg)
Median (avg)

22
19
16



Spontaneous breaths

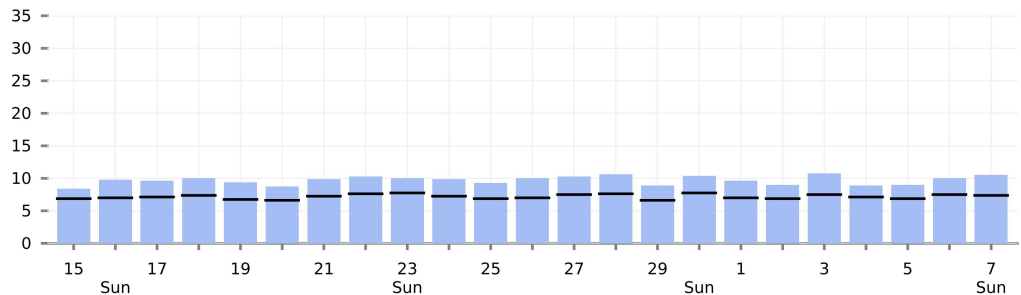
Cycled

98%

Minute Ventilation (L/min)

Maximum (avg)
95th % (avg)
Median (avg)

14.4
9.7
7.2



I:E Ratio (median in %)

Maximum (avg)
95th % (avg)
Median (avg)

1:1.45
1:1.90
1:2.34

E%
I%

